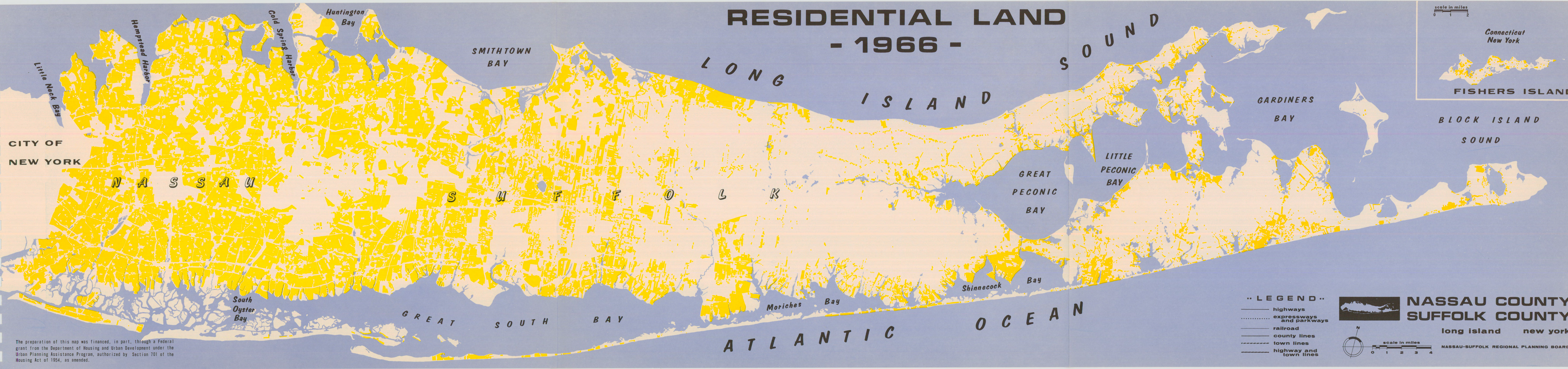


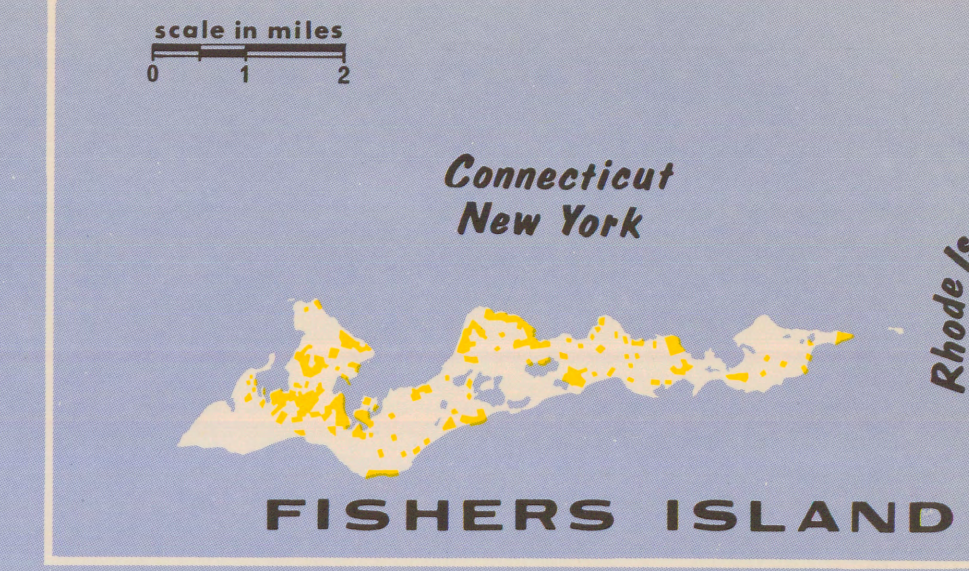
RESIDENTIAL LAND - 1966 -



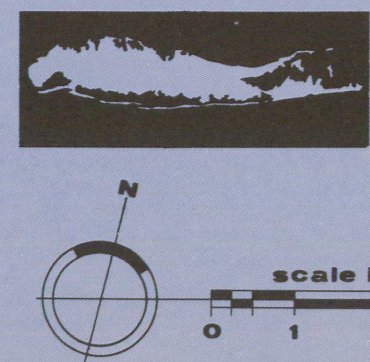
CITY OF
NEW YORK

N A S S A U
S U F F O L K

A T L A N T I C
O C E A N



- .. LEGEND ..
- highways
 - expressways and parkways
 - railroad
 - county lines
 - town lines
 - highway and town lines



**NASSAU COUNTY
SUFFOLK COUNTY**

long island new york

NASSAU-SUFFOLK REGIONAL PLANNING BOARD

The preparation of this map was financed, in part, through a Federal grant from the Department of Housing and Urban Development under the Urban Planning Assistance Program, authorized by Section 701 of the Housing Act of 1954, as amended.